

Population Density of the White Bellied Rat, *Rattus Rattus Frugivorus* in El-Kawther City, Sohag Governorate, Egypt



Abd El Aleem*, SS Desoky, Ahmed and A Sallam Wael Abd Elbasser M Radwan

Plant protection Department, Faculty of Agriculture, Sohag University, Egypt

Received: 📅 August 23, 2018; Published: 📅 August 31, 2018

*Corresponding author: Abd El Aleem, Plant protection Department, Faculty of Agriculture, Sohag University, Egypt, Email: abdelalem2011@yahoo.com

Abstract

The objective of the study is to study the population density of the white bellied rat *Rattus rattus frugivorus* at the Experimental Station of the Faculty of Agriculture, Sohag University in El-Kawther city, Sohag Governorate, Egypt for 2014-2016 years. The results were showed that the population density of white bellied rat, *R.r. frugivorus* increases in summer and decreases in winter. It is clear that the sexual ratio decreases in winter, where males are more than females and are active in spring and summer. It was also found that adult males are increasing in the spring and summer seasons, while in females they increase in winter.

Keywords: Experimental Station; dominant species; rodent management programs; white bellied rat

Introduction

Rodentia is one of the most important mammalian orders which has a great number of rodent species with their effect on the environment. Directly, through their destructive feeding habits and indirectly by a stable food items for many predators in the food chains. In Egypt changes in the agro-ecosystem, during the last 40 years, have had a great effect on the distribution and abundance of field rodent population [1]. Rodents are implicated in many types of damage, including crop and tree damage, structural property and cable damage, disease transmission [2]. Rats and mice are possibly the most damaging rodents based on economic losses and health-related issues. They are constantly associated with unsanitary habitats, such as sewers and pit latrines and thrive in overcrowded apartments. It has been reported that nearly 4 million rats are born every day and 10 rats for every human alive [3]. This high abundance is expected to lead to more contact between humans and rats resulting more than ever to debilitating rat borne zoonoses with the increased density of human population [4]. In Egypt, the changes of the environment by reclamation the desert and increase the cover plant in this area have been a great effect to the distribution of rodent species on abundance in the studied area [1,5,6].

Materials and Methods

The present work was carried out in the experimental station of the Faculty of Agriculture, El-Kawther city, Sohag University for 2014-2016 years. It is located in newly reclaimed area at the Eastern desert area as arid region (15km. East of Sohag Governorate). This area has been planted from a long period about (30 years) with isolated patches of vegetables, wheat, Egyptian clover, alfalfa and certain orchards. 20 wire-box traps were baited and distributed twice every week at 6pm and collected at 7am. The captured rodents were classified and recorded. The Percentage of every species was estimated as a percent from total rodents captured during the year dominant percentage (D %).

Dominant percentage = Number of rodent species/ Total rodents captured*100

Trap index = No. rodent captured/Total traps distributed.

Results and Discussion

The results show in the experimental station of the Faculty of Agriculture, El-Kawther city, Sohag University in Tables 1 & 2 and Figure 1 found that this species ranked the first in abundance among the total rodent's population captured in the cultivated area at

Sohag constituting 82.84% and 74.63% of trapped rodents during 2014/2015 and 2015/2016 respectively. The highest population as assessed trap index occurred during Summer (0.183) and autumn (0.117) equaled by spring (0.158) then winter (0.125) in the first year and Spring (0.091) and Summer (0.146) followed by autumn (0.167) then winter (0.075) in the second year. Inter seasonal variations were noticed with distinct speaks during November (0.05), December (0.1), May (0.212) and July (0.212). The lowest density was observed during November (0.05) and December (0.1) in the first year (Table 1) and (Figure 1). In the second year

(0.175) and June (0.175) and the lowest density was observed in January (0.037), November (0.062) and March (0.062) (Table 2). Results of six ratio of this species showed that males slightly outnumbered females during winter and spring, while the reverse was observed in summer and autumn in the first year. The female's ratio was higher than male's ratio during all season, except April and November in the second year. From the same (Tables 1 & 2) and (Figures 2 & 3) mature stages surpassed immature stages all over the two years except in April during the first year when reverse occurred.

Table 1: Seasonal and monthly fluctuation, trap index, sex ratio and maturity status of *R.r. frugivorus* in the cultivated area during 2014/2015.

Months and seasons	No. of Rodent	Trap	Sex Ratio		Maturity status						
		Index	Males	Females	Males		Females			Total	
					Immature	Mature	Immature	Mature		Immature	Mature
			%	%	%	%	%	Preg. %	Non preg. %	%	%
Dec.	16	0.1	88.89	11.11	43.75	56.25	0	50	50	78.13	21.87
Ian.	26	0.162	65.38	34.62	23.53	76.47	0	22.22	77.78	88.24	11.76
Feb.	18	0.113	88.89	11.11	33.33	66.67	0	0	100	83.33	16.67
Winter	60	0.125	81.05	18.95	33.54	66.46	0	24.07	75.93	83.23	16.77
March	22	0.137	72.73	27.27	0	100	0	66.67	33.33	100	0
April	20	0.125	66.67	33.33	10	90	0	60	40	95	5
May	34	0.212	67.65	32.35	17.39	82.61	9.09	36.36	54.55	86.76	13.24
Spring	76	0.158	69.02	30.98	9.13	90.87	3.03	54.34	42.63	93.92	6.08
June	32	0.2	68.75	31.25	27.27	72.73	0	40	60	86.36	13.64
July	34	0.212	58.82	41.18	20	80	0	42.86	57.14	90	10
Aug.	22	0.137	27.27	72.73	0	100	0	37.5	62.5	100	0
Summer	88	0.183	51.61	48.39	15.76	84.24	0	40.12	59.88	92.12	7.88
Sep.	20	0.125	30	70	0	100	0	42.86	57.14	100	0
Oct.	28	0.175	100	0	28.57	71.43	0	0	0	71.43	28.57
Nov	8	0.05	89.47	10.53	11.76	88.24	0	50	50	94.12	5.88
. Autumn	56	0.117	73.16	26.84	13.44	86.56	0	46.43	53.57	88.52	11.48
Mean	70	0.146	68.71	31.29	31.29	68.71	0.76	41.24	58	89.45	10.55

Table 2: Seasonal and monthly fluctuation, trap index, sex ratio and maturity status of *R.r. frugivorus* in the cultivated area during 2015/2016.

Months and seasons	No. of Rodent	Trap	Sex Ratio		Maturity status						
		Index	Males	Females	Males		Females			Total	
					Immature	Mature	Immature	Mature		Immature	Mature
			%	%	%	%	%	Preg. %	Non preg. %	%	%
Dec.	16	0.1	92.3	7.7	33.33	66.67	0	50	50	16.67	83.33
Ian.	6	0.037	69.23	30.77	33.33	66.67	0	25	75	16.67	83.33
Feb.	14	0.087	66.67	33.33	37.5	62.5	50	0	50	43.75	56.25
Winter	36	0.075	76.07	23.93	34.72	65.28	16.67	25	58.33	25.7	74.3
March	10	0.062	54.82	45.18	0	100	0	28.57	71.43	0	100
April	20	0.125	73.33	26.67	90.91	9.09	0	25	75	45.46	54.54

May	14	0.087	66.67	33.33	20	80	0	20	80	10	90
Spring	44	0.091	64.94	35.06	36.97	63.03	0	24.52	75.48	18.49	81.51
June	28	0.175	71.43	28.57	30	70	0	50	50	15	85
July	14	0.087	58.82	41.18	20	80	0	42.86	57.14	10	90
Aug.	28	0.175	50	50	28.57	71.43	0	28.57	71.43	14.29	85.71
Summer	60	0.146	60.08	39.92	26.19	73.81	0	40.48	59.52	13.1	86.9
Sep.	20	0.125	40	60	0	100	0	50	50	0	100
Oct.	20	0.125	86.67	13.33	15.38	84.62	50	0	50	32.69	67.31
Nov	10	0.062	93.33	6.67	85.71	14.29	0	100	0	42.86	57.14
Autumn	50	0.167	73.33	26.67	33.7	66.3	16.67	50	33.33	25.18	74.82
Mean	47.5	0.112	68.6	31.4	32.9	67.1	8.33	35	56.67	20.62	79.38

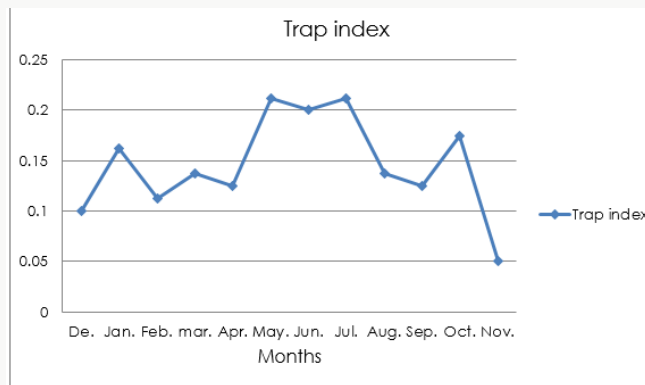


Figure 1: Monthly distribution of *R.r. frugivorus* in cultivated area during 2014/2015.

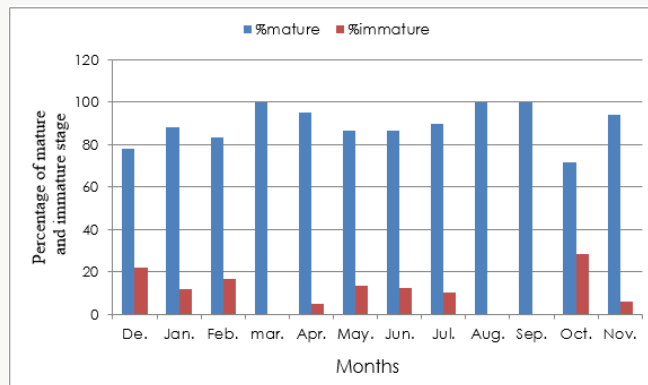


Figure 2: Maturity status of *R.r. frugivorus* in cultivated area during 2014/2015.

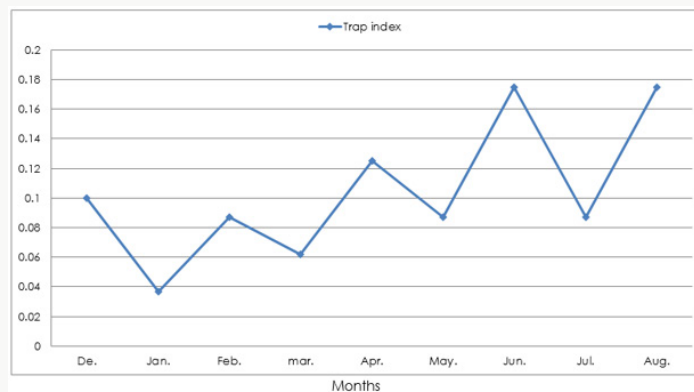


Figure 3: Monthly distribution of *R.r. frugivorus* in cultivated area during 2015/2016.

The highest density of immature animals was obtained in December (43.75%), February (33.33%), October (28.57%) and June (27.27%) during the first year and in April (90.91%), November (85.71%) and February (37.50%) the second year. Finally, the results were showed that the population density of white bellied rat, *R. r. frugivorus* increases in spring and summer and decreases in winter. It is clear that the sexual ratio decreases in winter, where males are more than females and are active in spring and summer. It was also found that adult males are increasing in the spring and summer seasons, while in females they increase in winter. This may be due to high pregnancy rat in these months and in the previous months giving chance to high population of immature animals [7]. It was observed that the highest percentage of pregnant females and the high average number of embryos prepregnant female was recorded in winter of the second year. This may be due to the torrent occurring in November 2016 due the compensation of the lost population during the torrent. With exception of winter season during the first year that pregnant females were not trapped. The average number of embryos prepregnant females was found to increase during the decrease of population (Table 1), wholly in agreement with Abdel Gawad [8]. The results similar with Desoky [9] finding is in agreement with the results show in the experimental station of the Faculty of Agriculture, El-Kawther city, Sohag University, found that the presence of three species of rats included the Lesser garbia, *Gerbillus* sp. was recorded (1.08%) from newly reclaimed area; the Nile grass rat, *A. niloticus* (4.44%). This may be attributed to the availability of food in neighbored field crops and vegetables plantations also, the white bellied rat, *R. r. frugivorus* the dominant specie (94.27 %).

This may be due to several factors e.g.

a) intra-specific competition, fecundity increasing and in habitat the ecosystems in which poultry buildings established in the faculty farm the presence of palm trees in the preparation of farm animal production, or poultry farm nearby, this provides shelter and increase in feed stores.

b) *Rattus r. frugivorus* the dominant species, this may be due to the presence of attributed to the availability of food and

shelter as well as prefers trees for nesting nearly from animal production farms and found the inter-specific competition between this species and other species [5,6].

c) The differences in species composition of rodents depending on locality, neighboring, habitat type, inter specific comotation and preferred food [9].

d) The objective of the study is to study the population density of the white bellied rat *Rattus rattus frugivorus* at the study area and its seasonal changes to be used in the development of a future plan in effective strategy for implementation of rodent management programs in cultivated and newly reclaimed agro ecosystems in Egypt.


References

1. El Sherbiny AH (1987) Cyclic fluctuation in rodent population: Review of current researches. Egypt wild and not resources pp. 17.
2. Witmer G, Campbell EW, Boyd F (1998) Rat management for endangered species protection in the US Virgin Islands. Proceedings of the Vertebrate Pest Conference 18: 281-286.
3. Health and Medical News (2003) Rat borne disease on the rise: scientists warn.
4. Davis S, E Calvet, H Leirs (2005) Fluctuating rodent population and the risk to human from rodent borne zoonoses. Vector Borne and Zoonotic Diseases 5(4): 305-314.
5. Desoky ASS (2007) Management strategies for rodents within different ecosystems. MSc Thesis, Fac Agric Assiut Univ, Egypt, pp. 124.
6. Abdel Gawad KH (2010) Rodent species composition in the present compared with past, the 5 Scientific Conferences for Agric. Assiut Univ, Egypt pp. 159-167.
7. Salit AM (1972) Ecological studies on wild and domestic rodents in desert area of Egypt. 1st Sc symp of rodent and their control in Egypt pp. 61-70.
8. Abdel Gawad KH (1974) Ecological and toxicological studies on commensal and house hold rodents in Assiut area. MSc Thesis Fac Agric, Assiut Univ, Egypt.
9. Desoky ASS, Baghdadi SAS, Ahmed HSK (2014) Population density and seasonal distribution of rodent species at sheep farming in El kawther city, Sohag region, Egypt. J Plant Prot. and Path, Mansoura Univ, Egypt 5(10): 903- 907.



This work is licensed under Creative Commons Attribution 4.0 License

To Submit Your Article Click Here: [Submit Article](#)



Current Investigations in Agriculture and Current Research

Assets of Publishing with us

- Global archiving of articles
- Immediate, unrestricted online access
- Rigorous Peer Review Process
- Authors Retain Copyrights
- Unique DOI for all articles